



Hot Flashes



Volume 19 Issue 2

Published for the Residents of the Signal Hill Fire Protection District

March 2013

As a result of the open burning of landscape waste, this yard barn and its contents were completely destroyed. ***This fire was preventable.***

Here is the ignition scenario - a warm spring day, everybody wants to go outside and clean up landscape waste that was left over from the fall and winter. They rake and gather all the landscape debris into a pile, then light it on fire. The fire dies down, everyone goes inside, the wind picks up and the flames that were "out" come back to life.

The wind quickly pushes the embers across the "green" grass and ignites other combustibles, such as yard barns, homes and other landscaping.




Consider environmentally friendly means of disposing of landscape waste. If you insist on burning, only burn in a confined space, have a charged garden hose at the ready, and never leave an open fire unattended. After the fire dies down, soak the embers, stir the embers and soak it again.

Congratulations to Gayle C. Schmisser for his 55 years of service to the Signal Hill Fire Department. Gayle is the longest serving volunteer, having started when he turned 21 years old in 1958.



Emergency

Dial 9-1-1



Remain calm. Give location, name and type of emergency clearly. Always let the telecommunicator hang up first.

Non-Emergency.....277-3500
Administrative.....397-1995

www.SHFD.net





Chicago Fire Lieutenant Scott Gillen was struck and killed by another vehicle while operating an emergency incident in 2000. As a result of this incident, Scott's Law was enacted in Illinois.

Scott's Law mandates that upon approaching a stationary authorized emergency vehicle, when the authorized emergency vehicle is giving a signal by displaying alternately flashing red, red and white, blue, or red and blue lights or amber or yellow warning lights, a person who drives an approaching vehicle shall:

- proceed with due caution, yield the right-of-way by making a lane change into a lane not adjacent to that of the authorized emergency vehicle, if possible, with due regard to safety and traffic conditions, if on a highway having at least 4 lanes; with not less than 2 lanes proceeding in the same direction as the approaching vehicle.
- proceed with due caution, reduce the speed of the vehicle, maintain a safe speed for road conditions, if changing lanes would be impossible or unsafe.



Sesser, Illinois Volunteer Firefighter James Miller, 43, was tragically killed after being struck by a bus on Interstate 57.

According to the U.S. Fire Administration, vehicle collisions claimed 253 firefighter lives and another 70 firefighters were lost as a result of being struck by a vehicle between 1996 and 2010. These situations are not only dangerous for firefighters, but a Department of Transportation (DOT) report found that approximately 18 percent of all traffic fatalities in the U.S. are a result of secondary collisions. These are collisions that occur as a result of distraction or congestion from a prior incident.



In Illinois, it is now illegal for drivers to make calls with a hand-held phone within 500 feet of an accident scene where emergency vehicles have flashing lights, except for reporting emergencies. It also bans sending picture and video messages while driving at any time.

Cell phone use by drivers is also prohibited in construction and school zones.

When approaching an emergency scene along a roadway, reduce speed, discontinue the use of cell phones, and be attentive to the first responders!

At its Annual Appreciation Dinner on March 2nd, the Signal Hill volunteer firefighters and associate members were recognized for their dedication and service to improve the quality of life in our community.

Firefighters Joe Sustar and Ryan Young completed their Basic Operations Firefighter, Fire Service Vehicle Operator, Hazardous Materials Operations and Technical Rescue Awareness courses at Southwestern Illinois College. Firefighter Mark Bagby completed advanced course work associated with the National Incident Management System. Captain Jace Wilderman and Assistant Chief Tom Elliff continued course work to complete their respective Associate's and Bachelor's degrees.

Associate Member Roy Mueller 1 year
 Volunteer Firefighter Matt Ferker 1 year
 Volunteer Firefighter Joe Sustar 1 Year
 Volunteer Firefighter Ryan Young 1 Year
 Volunteer Firefighter Mark Bagby 5 Years
 Volunteer Firefighter Michelle Hudson 5 Years
 Volunteer Firefighter Sean Hudson 5 Years
 Volunteer Firefighter Matt Strayhorn 5 Years
 Associate Member Dan Upton 15 Years
 Fire District Trustee Dr. Paul Sander 25 Years
 Volunteer Firefighter Wayne Lindauer 30 Years
 Volunteer Firefighter Alan Render 40 Years



Welcome New Members

Volunteer Firefighter Nick Armstrong
 Volunteer Firefighter Matt Paul

Signal Hill Fire Department 2012 Activities

Signal Hill Volunteer Firefighters responded to 147 emergency incidents in 2012. Emergency responses were categorized as:

Fires.....	18.36%
Good Intent	23.80%
False Alarms.....	19.72%
Hazardous Conditions.....	22.44%
Rescue.....	3.40%
Service Calls.....	12.24%

Volunteer firefighters spent 3094 hours on drills/training and 790.34 hours on emergency responses. Using the Independent Sector national average of \$22.77 per hour, the 3884.72 hours contributed by your volunteer first responders is valued at \$88,455.07.

The value of having professional volunteers on the job 24/7:
PRICELESS!!!

65% of all responses were to residential occupancies. 35% were outside properties with businesses, manufacturing, educational and public assembly making up the balance of the responses.

- ◆ In the United States, cooking is the leading cause of home fires and home fire injuries.
- ◆ Unattended cooking is the leading factor contributing to these fires.
- ◆ Frying is the leading type of activity associated with cooking fires.
- ◆ More than half of all cooking fire injuries occurred when people tried to fight the fire themselves.



On July 22nd, Signal Hill Firefighters responded to a structure fire in the Oak Hill subdivision. The fire originated on the lower rear deck. The occupant had been using a small gas-fueled barbecue grill shortly before the fire was discovered.

The fire spread up the outside wall, and extended to the attic space. Once the fire reached the attic space; it spread laterally above the ceiling and below the roof decking.

Fire Department officials and insurance company investigators returned to the scene several days later and were able to determine that the barbecue grill was most likely involved in the ignition.

The make and model of the barbecue grill was known and an inquiry was made with the Consumer Products Safety Commission to ascertain if any other fires have been attributed to the same make and model. None were reported.

The barbecue grill was made of cast aluminum and was melted in the fire, dripping through the wooden deck boards. Aluminum melts at 1218 degrees Fahrenheit.

Whether or not the actual cause of the fire could be attributed to a faulty grill unit/component or human error will most likely never be determined. What is known however, is that *this fire was preventable*. See page 5.

Every Home Should Have Fire Extinguishers

Use a portable fire extinguisher when the fire is confined to a small area, such as a wastebasket, and is not growing; everyone has exited the building, the fire department has been called or is being called, and the room is not filled with smoke.

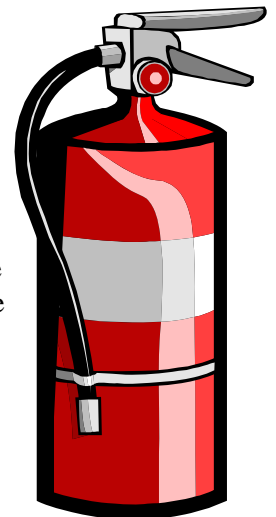
To operate a fire extinguisher, remember the word **PASS**: - **PULL** the pin. Hold the extinguisher with the nozzle pointing away from you, and release the locking mechanism. - **AIM** low. Point the extinguisher at the base of the fire. - **SQUEEZE** the lever slowly and evenly. - **SWEEP** the nozzle from side-to-side.

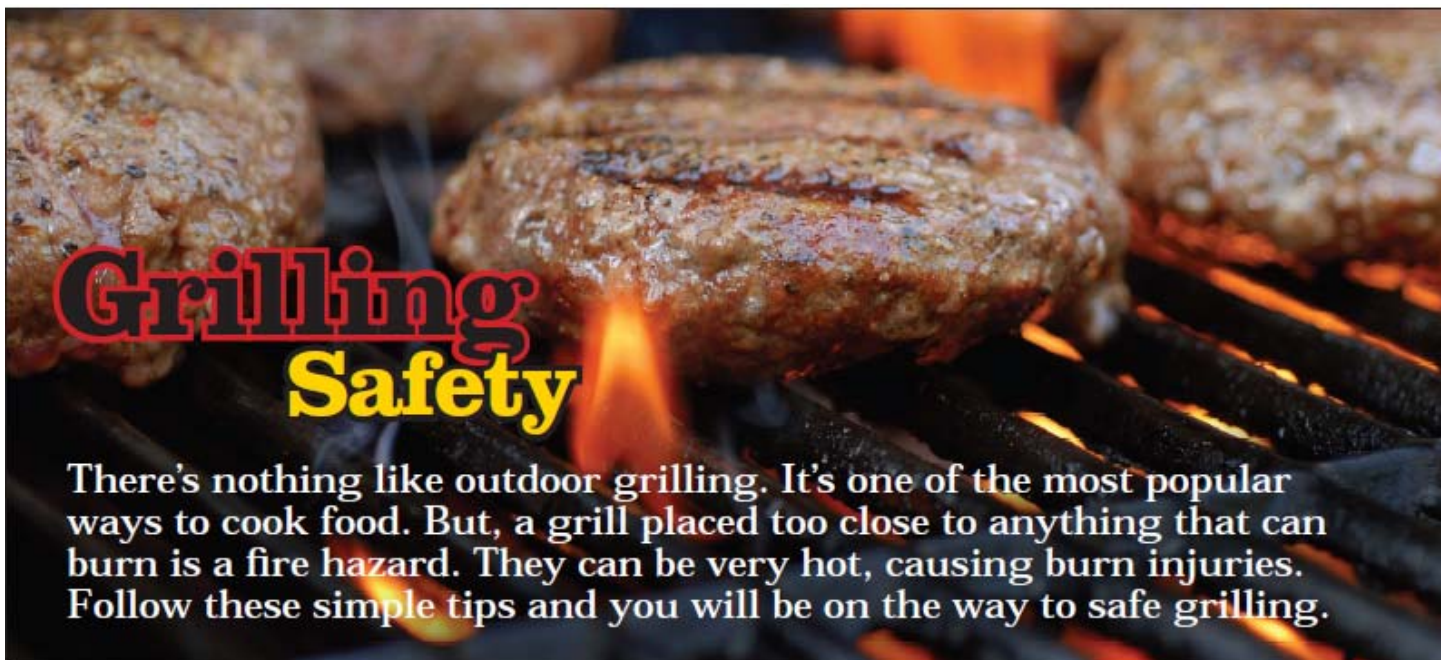
For the home, select a multi-purpose extinguisher (can be used on all types of home fires) that is large enough to put out a small fire, but not so heavy as to be difficult to handle.

Read the instructions that come with the fire extinguisher and become familiar with its parts and operation before a fire breaks out.

Install fire extinguishers close to an exit and keep your back to a clear exit when you use the device so you can make an easy escape if the fire cannot be controlled. If the room fills with smoke, leave immediately.

Know when to go. Fire extinguishers are one element of a fire response plan, but the primary element is safe escape. Every household should have a home fire escape plan and working smoke alarms.





SAFETY TIPS

- ⇒ Propane and charcoal grills should only be used outdoors.
- ⇒ The grill should be placed well away from the home, deck railings and out from under eaves and overhanging branches.
- ⇒ Keep children and pets at least three feet away from the grill.
- ⇒ Keep your grill clean by removing grease or fat buildup from the grills and trays below the grill.
- ⇒ Never leave a grill unattended.
- ⇒ Always make sure your gas grill lid is open before lighting it.

Charcoal Grills

- ⇒ There are several ways to get the charcoal ready to use. Charcoal chimney starters allow you to start the charcoal grill using newspaper as fuel.
- ⇒ If you use starter fluid, use only charcoal lighter fluid. Never add charcoal fluid or other flammable liquids to the fire.
- ⇒ Keep charcoal fluid out of the reach of children and away from heat sources.
- ⇒ There are also electric charcoal starters, which do not use fire. Be sure to use an extension cord rated for outdoor use.
- ⇒ When you are finished grilling, let the coals completely cool before disposing in a metal container with lid—away from the house.
- ⇒ If it is too hot to touch, it is too hot to leave unattended.

PROPANE GRILLS

Check the gas tank hose for leaks before using the first time each year. Apply a light soap and water solution to the hose. A propane leak will release bubbles. If your grill has a leak, by smell or soapy bubble test, and there is no flame, turn off the gas tank and the grill. If the leak stops, get the grill serviced by a professional before using it again. If the leak does not stop, call the fire department. **If you smell gas while cooking, immediately get away from the grill and call the fire department.** Do not move the grill.

If the flame goes out, turn the grill and gas off and wait at least 15 minutes before re-lighting it.

FACTS

July is the peak month for grill fires.

Roughly half the injuries involving grills are thermal burns.



Source: NFPA.org

Fires Aren't the Only Things That Can Burn!

Scalds and Burn Prevention

- Young children are at high risk of being burned by hot food and liquids. Keep children away from cooking areas by enforcing a "kid-free zone" of 3 feet around the stove.
- Keep young children at least 3 feet away from any place where hot food or drink is being prepared or carried. Keep hot foods and liquids away from table and counter edges.
- When young children are present, use the stove's back burners whenever possible.
- Never hold a child while cooking, drinking, or carrying hot foods or liquids.
- Teach children that hot things burn.
- When children are old enough, teach them to cook safely. Supervise them closely.



General First Aid for Burns and Scalds

- Treat a burn right away by putting it in cool water. Cool the burn for three to five minutes.
- Cover burn with a clean, dry cloth. Do not apply creams, ointments, sprays or other home remedies.
- Remove all clothing, diapers, jewelry and metal from the burned area. These can hide underlying burns and retain heat, which can increase skin damage.
- If the burn is bigger than your fist or if you have any questions about how to treat it, seek medical attention right away.

Are you planning any outdoor spring projects?

Any outdoor project that requires any type of digging in Illinois, regardless of depth or project size, should call JULIE before they start digging. Projects such as these are examples of when to call JULIE:

DECKS & PATIOS - FENCES - TREES OR SHRUBS -
MAILBOX POSTS - SWING SETS - ROOM ADDITIONS -
SIGNS - GARDENS - FOUNTAINS - SWIMMING POOLS -
TENTS - LANDSCAPING



**Know what's below.
Call before you dig.**

A good rule to remember is - If you put the shovel in the ground, you are responsible.

This job is hot.

**Think you can
stand the heat?**

Join the Signal Hill Fire Department



Signal Hill

Fire Department

329 Hazel Avenue
Belleville, Illinois 62223

NONPROFIT ORG.
CARRIER ROUTE
PRESORT

PAID

Belleville, Illinois
PERMIT NO. 880



To Report a Fire Dial 9-1-1



Since 1989 the Signal Hill Volunteer Firefighters have been hosting their *RIBS & RAFFLE DAY*. This is the Volunteer Firefighters only annual fundraising event.

By supporting *Ribs & Raffle Day*, you are helping the women and men who are your *first* responders. On call 24 hours a day, 7 days a week, your volunteer firefighters are working hard to

educate and inform you about the perils of a hostile fire. In addition to public education, your volunteer firefighters train to respond to a variety of incidents. Regardless of the type of emergency, your volunteer firefighters will be there for you!

The 2013 *RIBS & RAFFLE DAY* will be held on June 30th. Watch your mailbox for details.