



Hot Flashes



Volume 20 Issue 1 Published for the Residents of the Signal Hill Fire Protection District October 2013

Fire Prevention Week October 6 - 12



Get Cooking with Fire Safety Prevent Kitchen Fires

- ◆ On the average, seven people die in U.S. home fires per day.
- ◆ Cooking is the leading cause of home fires and home fire injuries.
- ◆ Smoking is a leading cause of civilian home fire deaths.
- ◆ Two of every five home fires start in the kitchen.
- ◆ Two-thirds of home cooking fires start with ignition of food or other cooking materials as a result of unattended activities.

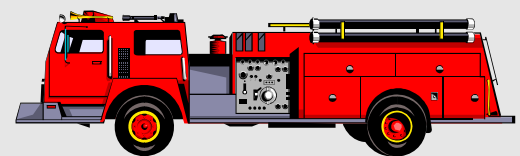


Keep a lid nearby when you are cooking to smother small grease fires. Smother the fire by sliding the lid over the pan and turn off the stovetop. Leave the pan covered until it is completely cooled.

DO NOT attempt to carry a pan outdoors, this often spreads the fire causing burn injuries.



Emergency — Dial 9-1-1



Remain Calm — Give location, name and type of emergency clearly. Always let the telecommunicator hang up first.

Non-Emergency.....277-3500
Administrative.....397-1995

www.SHFD.net



Assistance to Firefighters Grant Received

The Signal Hill Fire Department has received an Assistance to Firefighters Grant from the Federal Emergency Management Agency in the amount of \$132,620. The Department has a match of \$6980.00. The grant will fund the replacement of the Department's self-contained breathing apparatus - SCBA.

The new SCBAs will permit the Department to comply with new national standards and incorporate greater firefighter air management monitoring systems. In addition, the grant will fund extra air cylinders and individualized (fitted) facemasks.

Since 2001, Signal Hill has phased out steel SCBA cylinders and replaced them with carbon fiber cylinders. Carbon fiber cylinders are up to 70% lighter than steel cylinders and up to 30% lighter than all-aluminum cylinders. Lighter cylinders cause less fatigue for firefighters.

This is the third Assistance to Firefighters Grant received by Signal Hill. The other two grants:

- 2002 - \$67,641.00 for educational equipment and firefighter accountability devices.
- 2005 - \$78,988.00 for communications equipment, traffic-preemption devices and SCBA cylinder replacement.

In 2010, Signal Hill acquired approximately \$100,000 in 800 mghz/trucked radio system equipment under the auspices of a regional grant through the Belleville Fire Department.

The Assistance to Firefighters Grant program is a highly competitive process. Signal Hill's application was first scored by a computerized screening process just in order to be eligible for the second phase. In the second phase, a group of fire service professionals from across the United States reviewed and scored the grant for financial eligibility, cost versus benefit analysis and impact statement. If scored highly enough, the grant is finally reviewed by grant administrators at the Department of Homeland Security prior to award.

Assistant Chief Tom Elliff and Volunteer Captains Gary Bainter and Jace Wilderman collaborated on this project.



Welcome New Members!

Volunteer Firefighters Pat Lenz & Kurt Engel

Your Name Goes Here!



The Fire Department's Engine 4712, a 1993 Spartan / 3D, was recently returned to service after an extensive refurbishment. As with any 20 year-old vehicle, Engine 4712 was starting to show some dissimilar metal corrosion, dings, dents and scratches.

The refurbishment consisted of body work and paint, suspension replacement, new emergency lighting and windshields. Scene lighting was upgraded and some upholstery was replaced. In addition, the engine's drive-line components, pump and other mechanicals were inspected and either serviced or replaced as needed.

The majority of the work was done by Renewed Performance, Inc. in Tipton, Indiana -- a company that specializes in the refurbishment of fire apparatus. The overall cost for the project was approximately \$65,000. The replacement value of this engine is estimated at \$450,000.



The Fire Department is planning on the replacement of its 1984 Emergency One Hurricane reserve engine 4711 within the next several years. At that time, Engine 4712 will be designated as a reserve engine with a projected serviceable life of 10 years. (Renewed Performance had refurbished Engine 4711 in 1999.)



Newer automobiles are constructed with better crash protection design and materials. Some vehicles have high-strength boron steel to form a protective roll cage. This makes it more difficult for firefighters to perform vehicle rescues.

Windshield posts, door posts and doors, and rocker panels must often be cut and removed in order to safely access trapped passengers. Steering wheels and dashboards need to be "rolled up" and out of way of the collapse zone in order to access lower extremities. In order to expedite the rescue process (extrication,) the Signal Hill Fire Department has recently upgraded its hydraulic rescue equipment cache. The newer equipment, often referred to as the "Jaws of Life," will allow firefighters to cut, spread, push or pull a vehicle's components or literally cut a vehicle in half.



30,000 lbs. of force.

While the Fire Department is well equipped, firefighters hope they never have to use these tools.



Keep Fireplaces and Wood Stoves Clean

- Have your chimney or wood stove inspected and cleaned annually by a certified chimney specialist.
- Clear the area around the hearth of debris, decorations and flammable materials.
- Leave glass doors open while burning a fire. Leaving the doors open ensures that the fire receives enough air to ensure complete combustion and keeps creosote from building up in the chimney.
- Close glass doors when the fire is out to keep air from the chimney opening from getting into the room. Most glass fireplace doors have a metal mesh screen which should be closed when the glass doors are open. This mesh screen helps keep embers from getting out of the fireplace area.
- Always use a metal mesh screen with fireplaces that do not have a glass fireplace door.
- Install stovepipe thermometers to help monitor flue temperatures.
- Keep air inlets on wood stoves open, and never restrict air supply to fireplaces. Otherwise you may cause creosote buildup that could lead to a chimney fire.

WHY RISK A CHIMNEY FIRE?



Use fire-resistant materials on walls around wood stoves.

Safely Burn Fuels

- Never use flammable liquids to start a fire.
- Use only seasoned hardwood. Soft, moist wood accelerates creosote buildup. In pellet stoves, burn only dry, seasoned wood pellets.
- Build small fires that burn completely and produce less smoke.
- Never burn cardboard boxes, trash or debris in your fireplace or wood stove.
- When building a fire, place logs at the rear of the fireplace on an adequate supporting grate.
- Never leave a fire in the fireplace unattended. Extinguish the fire before going to bed or leaving the house.

Allow ashes to cool before disposing of them. Place ashes in a tightly covered metal container and keep the ash container at least 10 feet away from your home and any other nearby buildings. Never empty the ash directly into a trash can. Douse and saturate the ashes with water.

Protect the Outside of Your Home

- Stack firewood outdoors at least 30 feet away from your home.
- Keep the roof clear of leaves, pine needles and other debris.
- Cover the chimney with a mesh screen spark arrester.

Check us online at www.SHFD.net for more fire prevention tips!



With busy lives, families rely on the microwave oven as a quick way to heat up a meal, warm up a drink, or defrost dinner. While the convenience of the microwave oven is something we take for granted, safety should not be. By following a few simple safety tips you can prevent painful burns and possible fires.

Safety Tips

- ⇒ Purchase a microwave oven that has a label of an independent testing laboratory. Make sure to complete and return the product registration card. This way the manufacturer can reach you if there is a product recall.
- ⇒ Plug the microwave oven directly into the wall outlet - never use an extension cord.
- ⇒ Make sure the microwave oven is at a safe height, within reach of all users.
- ⇒ Open the food slowly, away from the face. Hot steam or the food itself can cause burns.
- ⇒ Food heats unevenly in a microwave oven. Stir and test before eating or giving to children.
- ⇒ NEVER heat a baby bottle in the microwave. Since a microwave oven heats unevenly, it can create hot pockets, leading to burns. Warm a bottle in a bowl of warm water (not hot or boiling) or by running it under a tap.

Fact - Scald burns are the leading cause of injury from microwave ovens.



Microwave Use

Always **supervise** children when they are using a microwave.

Use only **microwave-safe** food containers or dishes. Never use aluminum foil or metal in a microwave.

If you have a **fire** in the microwave, leave the door closed, turn the oven off and unplug it from the wall. If the fire does not go out, get outside and call the fire department.

Thanks to everyone who supported Ribs & Raffle Day on June 30th. The weather was great, the ribs were great, and a grand day was had by all. More importantly, all the funds raised are being reinvested to help protect our community from fire and other catastrophic events.

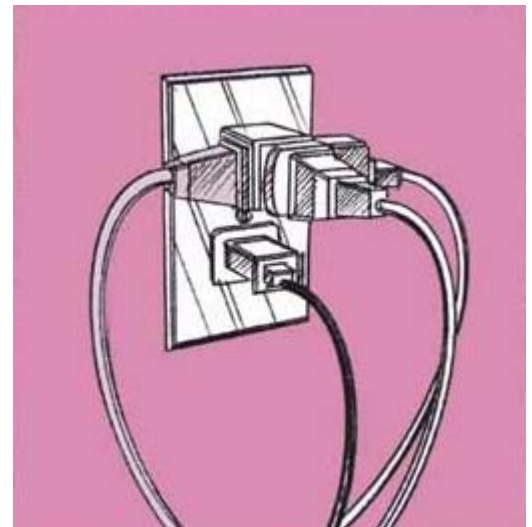
Allard's Shoe Repair
 Belleville Health & Sports Center
 Belleville Walmart Super Center
 Commerce Bank
 Crehan's Irish Pub
 Eckert's Orchards
 Fun Spot Skating Center
 Gateway Grizzlies
 Schnucks Supermarkets
 Six Flags
 St. Clair Bowl
 St. Louis Bread Company
 St. Louis Cardinals
 St. Louis Rams Community Outreach
 Target Stores
 The Magic House
 Towers Fire Apparatus, Inc.
 Volunteer Firefighter Shelley Hudson
 The Bainter Family
 Fire Chief Greg Render



Thank You!

Electrical and Appliance Safety

- ◆ Frayed wires can cause fires. Replace all worn, old, or damaged appliance cords immediately and do not run cords under rugs or furniture.
- ◆ Buy electrical products evaluated by a nationally recognized laboratory, such as Underwriters Laboratories (UL).
- ◆ If an appliance has a three-prong plug, use it only in a three-slot outlet. Never force it to fit into a two-slot outlet or extension cord.
- ◆ Use electrical extension cords wisely; never overload extension cords or wall sockets.
- ◆ Immediately shut off, then professionally replace, light switches that are hot to the touch and lights that flicker. If you have any doubt about the integrity of your home's electrical system, have it inspected by a licensed professional.



This job is hot.

**Think you can
stand the heat?**

Join the Signal Hill Fire Department

Signal Hill

Fire Department

329 Hazel Avenue
Belleville, Illinois 62223

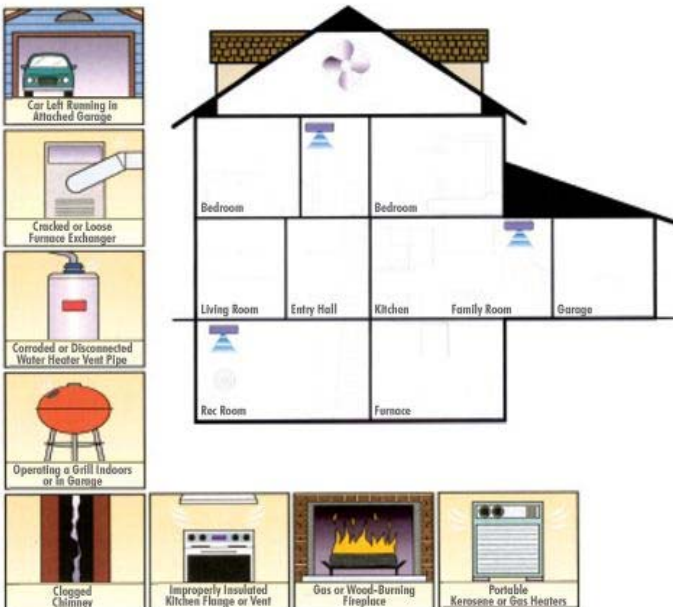
NONPROFIT ORG.
CARRIER ROUTE
PRESORT

PAID

Belleville, Illinois
PERMIT NO. 880



To Report a Fire Dial 9-1-1



**Don't forget your
Carbon Monoxide alarms**

