



Hot Flashes



Volume 21 Issue 1 Published for the Residents of the Signal Hill Fire Protection District October 2014



Working Smoke Alarms Save Lives

Test Yours Every Month!

Fire Prevention Week • October 5–11, 2014
go to www.SHFD.net



Hard work and dedication pay off!

The women and men that choose to be Volunteer Firefighters with the Signal Hill Fire Department know the meaning of commitment, service to others and self-sacrifice.

On July 1, 2000 - yes, that seems a long time ago, the Signal Hill Fire Department became the first volunteer fire department in southwestern Illinois to earn an ISO Class 3 rating. ISO stands for Insurance Services Office, Inc.

Many homeowners and commercial insurance underwriters use the ISO rating to determine fire insurance premiums. In general, the lower the rating, the lower the fire insurance premiums.

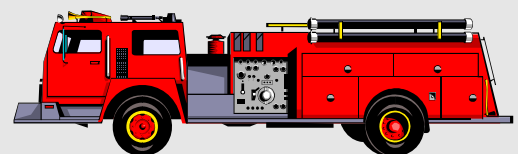


Early this year, ISO resurveyed Signal Hill. We are very proud to inform you that Signal Hill remains an ISO Class 3 fire department.

Thanks to all of the members of the Signal Hill Fire Department for a job well done!

Signal Hill
Volunteer
Firefighters
Need Your
Support
See Page 3

Emergency — Dial 9-1-1



Remain Calm — Give location, name and type of emergency clearly. Always let the telecommunicator hang up first.

Non-Emergency.....277-3500
Administrative.....397-1995

www.SHFD.net





A Message from the Chief



October 2014,

I would like to use this opportunity to say thank you to the Signal Hill Volunteer Firefighters for their extraordinary efforts to protect our neighborhoods. Their determination and commitment has been recognized by the Insurance Services Office, Inc. (ISO). In a recent survey, Signal Hill remains an ISO Class 3 fire department.

ISO surveys over 48,000 fire protection areas across the United States as a part of their Public Protection Classification program. Less than two percent of fire departments have a better rating than Signal Hill.

To earn a high level of response readiness, the Signal Hill Fire Department requires 3 elements:

Devoted volunteer firefighters who pledge to help keep our neighborhoods safe,
Adequate resources, apparatus, equipment and the knowledge to use them properly,
Proactive citizens who practice proven fire safe behaviors and give generously to support their local volunteer fire department.

In order to continue to protect our families from hostile fire, please consider:

Having a family meeting and discussing fire prevention and fire survival skills. In addition to the tips found in *Hot Flashes*, visit www.SHFD.net.
Supporting our Volunteer Firefighters with a monetary donation.

I welcome your comments and suggestions. My telephone number is 397-1995 or grender@SHFD.net.

Thanks,

Greg

Greg L. Render, E.F.O.
Administrator / Chief of the Department

*The ISO Classification Schedule is for insurance underwriting purposes only. The ISO class does not equate to life safety activities.

***SOME PEOPLE RUN FROM PROBLEMS
OTHERS RUN TO THEM
SUPPORT YOUR SIGNAL HILL
VOLUNTEER FIREFIGHTERS***

From the very beginning, Signal Hill Volunteer Firefighters have requested and received the community's support in order to equip and maintain a modern and up-to-date fire department.

In fact, the very first funds needed to start the fire department in 1946 came from \$25.00 certificates (\$320.00 in 2014 dollars) that were sold with a promise to be repaid, if and when funds were ever available. Most certificates were eventually repaid by the early 1970's.

In the late 40's, the Volunteer Firefighters started a 2-day Picnic to assist with funding. The Annual Picnic was held the last full weekend in June until 1988. Like many other things in life, the picnic had run its course and it was time to change.

1989 saw the creation of Ribs & Raffle Day, a carry-over from the Annual Firefighters' Picnic. Ribs & Raffle Day allowed volunteer firefighters to retain two of the most popular events from the picnic -- BBQ Ribs and the raffle.

As mentioned in the March 2014 edition of *HOT FLASHES*, community support for Ribs & Raffle Day had fallen off, making its continued practicality uncertain. After considering a variety of fundraising or events, Volunteer Firefighters decided that a direct appeal would be the most practical.

So here is how you can help. Signal Hill Volunteer Firefighters would like to respectfully request that you make a donation to assist them in helping to continue to provide first-rate fire protection.

Your donation will be used right here, in your neighborhood. **100%** of all donations received will be reinvested for the safety and security of your family and to further ensure the quality of life in our community.



Included in this issue of *Hot Flashes* is a self-addressed envelope for your convenience. Your donation will help the Signal Hill Volunteer Firefighters keep their promise to you and your family:

Semper Paratus — Always Ready!

The Signal Hill Fire Protection Association, Inc. (d/b/a) Signal Hill Fire Department is recognized by the IRS as a 501(c)3. As such, your donation may be considered a charitable donation. Please check with your financial advisor regarding all donations.

What does it Cost?

\$175.00



\$750.00



\$55.00



\$230.00






Smoke Alarms

- Almost three of five (60%) of reported home fire deaths in 2007 to 2011 resulted from fires in homes with no smoke alarms or no working smoke alarms.
- Working smoke alarms cut the risk of dying in reported home fires in half.
- In fires considered large enough to activate the smoke alarm, hardwired alarms operated 93% of the time, while battery-powered alarms operated only 79% of the time.

- When smoke alarms fail to operate, it is usually because batteries are missing, disconnected, or dead.
- An ionization smoke alarm is generally more responsive to flaming fires and a photoelectric smoke alarm is generally more responsive to smoldering fires. For the best protection, or where extra time is needed, to awaken or assist others, both types of alarms, or combination ionization and photoelectric alarms are recommended.

More Tips for a Safe Home

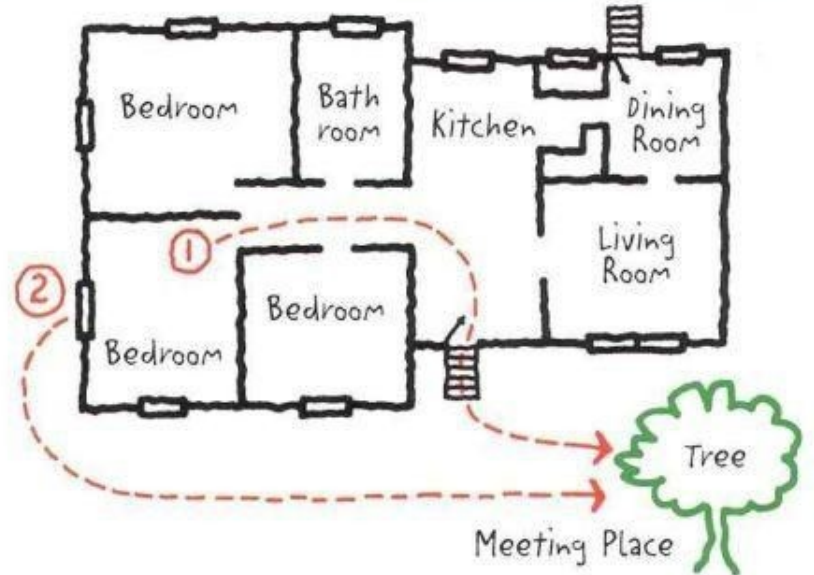
- ⇒ Check Your Smoke Alarms and Carbon Monoxide Detectors - After inserting a fresh battery in each smoke alarm and carbon monoxide detector, push the safety test button to make sure alarms are in proper working condition. Conduct this test monthly. Never disconnect your smoke alarm battery! Remember that a “chirping” alarm is a signal that it needs a fresh battery.
- ⇒ Clean Your Smoke Alarms and Carbon Monoxide Detectors - Ensure the sensitivity of your smoke alarms and carbon monoxide detectors by cleaning them each month of dust and cobwebs.
- ⇒ Replace Your Smoke Alarms - The International Association of Fire Chiefs (IAFC) recommends replacing smoke alarms every 10 years and having a combination of both ionization and photo electric smoke alarms to keep you alert to all types of home fires.



- ⇒ Get the Whole Family Involved - Once smoke alarms and carbon monoxide detectors are installed and have fresh batteries, you should also make sure family members - children in particular - know what the alarms and detectors sound like and what to do should the alarms ever sound.
- ⇒ Install Fire Extinguishers - Install a fire extinguisher in or near your kitchen, and be sure that every adult family member knows how to use it.

Escape Planning


- * Prepare and practice an escape route with all residents in the home, including children.
- * Know two ways to exit from every room in your home. Make sure safety bars on windows can be opened from inside your home.
- * Crawl low, under smoke.
- * Feel closed doors. If hot, use another exit.
- * Identify a place to meet household members outside. Call 9-1-1 or the local emergency number after you escape.
- * Never go back inside a burning home.



Fire Safety Walkthrough

- Keep clothes, blankets, curtains, towels and other items that can be easily set on fire at least three feet from space heaters, and away from stove burners. Place space heaters where they will not tip over easily.
- Have chimneys cleaned and inspected annually by a professional. Clear away trash, flammables and decorative materials. Always use a metal mesh screen with fireplaces and leave glass doors open while burning a fire.
- Never leave cooking unattended. Be sure your stove and small appliances are off before going to bed.
- Check for worn wires and do not run cords under rugs or furniture. Never overload electrical sockets.
- Keep lighters and matches out of the reach of children.
- Never leave cigarettes unattended and never smoke in bed.
- Make sure cigarettes and ashes are out. The cigarette needs to be completely stubbed out in the ashtray or run under water.

Fire Safety Begins With You!



Ready For Winter Weather?

On January 5th, the west end of Belleville saw 14 inches of snow. From that date, winter lingered on for several months with more severe winter weather. Hopefully, you and your family were prepared.

Knowing what winter storm weather terms mean and being prepared can ensure your family's safety.

- Winter Weather Advisory: Expect winter weather conditions (e.g., accumulation of snow, freezing rain, and sleet) that could cause severe inconvenience and life-threatening hazards.
- Frost/Freeze Warning: Expect below-freezing temperatures.
- Winter Storm Watch: Be alert; a storm is likely.
- Winter Storm Warning: Take action; the storm is in or entering the area.
- Blizzard Warning: Seek refuge immediately! Snow and strong winds, near-zero visibility, deep snow drifts, and life-threatening wind chill.

Always stay informed, conditions can change quickly.



July 6 - Signal Hill Firefighters made a rapid knock-down of a single-family home. After the fire was fully extinguished, it was determined that the fire was intentionally set at several locations inside the home.

The Illinois State Fire Marshal and a Special Investigation Unit from an insurance underwriter continue their respective investigations into the fire. As *Hot Flashes* goes to the press, no arrests have been made.



Because of the lack of fire hydrants at this location, several other fire departments responded with water tankers to assist.

The Office of the Illinois State Fire Marshal supports an Arson Hotline, (800) 252-2947, so that citizens may anonymously provide information about a suspicious fire that has occurred or may occur. Citizens may be eligible for a reward up to \$2,500 for providing information leading to the arrest and/or conviction of an arsonist.

This job is hot.

Think you can
stand the heat?



**VOLUNTEER
NOW!**



www.SHFD.net or 397-1995

Signal Hill

Fire Department

329 Hazel Avenue
Belleville, Illinois 62223

NONPROFIT ORG.
CARRIER ROUTE
PRESORT

PAID

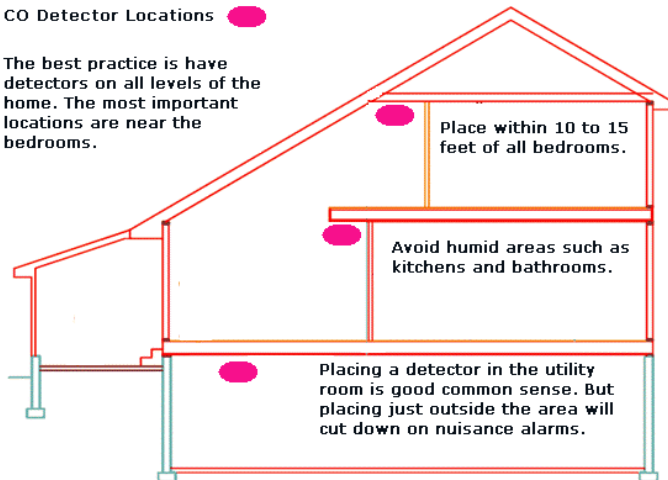
Belleville, Illinois
PERMIT NO. 880



To Report a Fire Dial 9-1-1

CO Detector Locations

The best practice is have detectors on all levels of the home. The most important locations are near the bedrooms.



CHANGE YOUR CLOCK
CHANGE YOUR
BATTERY

On November 2nd don't forget to change the battery in you smoke detector.
Install carbon monoxide detectors in your home.

A banner with a background of stylized flames in shades of yellow, orange, and red. The text "Hot Flashes" is written in a large, black, serif font across the center of the banner.

Hot Flashes